



LISTINO **CLASSICO**
CLASSICO PRICELIST

LISTINO **CLASSICO** 2016
CLASSICO PRICELIST 2016

5 **VINTAGE**

23 **LIBERTY**

33 **K&K**

47 **TEXTURE**

61 **ASIA**

MATERIALI

IOTTI è alla continua ricerca di nuove soluzioni in grado di migliorare continuamente la gamma dei propri prodotti. Questo si traduce anche nell'impiego di innovativi materiali che oltre ad essere rispettosi per l'ambiente, regalano una infinità di soluzioni estetiche per il proprio ambiente bagno.

TECNORIL®

Il Tecnoril è un materiale acrilico. I due componenti base sono: 70% di tri-idrato di alluminio e 30% di acrilici di alta qualità. Il processo di produzione garantisce un materiale perfettamente omogeneo per densità e tonalità in tutta la sua massa. Essendo un materiale omogeneo (non è rivestito, laminato o verniciato, non è poroso, è asettico) ha un'ottima resistenza al calore ed agli agenti chimici. Eventuali graffi e macchie, che comunque rimangono in superficie, possono essere totalmente eliminate con appropriati detergenti o spugnette abrasive restituendo l'originaria bellezza del Tecnoril. E' disponibile solo la finitura bianco opaca.

GEACRYL®

Il Geacryl è un composto di cariche minerali naturali (triidato di alumina ATH) e polimeri leganti di alta qualità. Il film di rivestimento delle superfici consente di ottenere un'ottima resistenza chimico-fisica nel tempo. La lucentezza della superficie lo rende elegante, piacevole al tatto e molto simile al materiale ceramico. Garantisce un'assoluta impermeabilità ed igiene all'utilizzo quotidiano.

E' resistente alle sostanze chimiche usate per la pulizia, ha proprietà antibatteriche, di infiammabilità e autoestinguenza. E' disponibile solo la finitura bianco lucida.

MARMO

Caratteristiche del marmo, che ne confermano l'autentica natura del prodotto, sono le differenze di tonalità rispetto al campione e la presenza di piccoli fori e venature più o meno marcate. Generalmente tendono ad assorbire attraverso le loro microscopiche porosità i liquidi, per poi liberarli tramite evaporazione. Questo li espone al rischio d'assorbimento di sostanze che potrebbero macchiarli irrimediabilmente (smalti, cosmetici, profumi e altre sostanze).

Una buona e costante manutenzione, che non eccede nell'utilizzo di saponi o detergenti inadatti, conserva la brillantezza del marmo.

MARMO RESINA

Il marmo resina è un marmo tecnico, cioè un composto fatto da granuli, polvere di marmo, cementi, resine poliesteri al 5-8%, e con una prevalenza di carbonato di calcio. Il marmo resina presenta caratteristiche simili ai marmi naturali, per cui sono necessarie costanti cura e manutenzione.

Non utilizzare per la pulizia prodotti aggressivi usati per la pulizia del lavabo, per evitare che il piano diventi opaco o si macchi. Attenzione anche al contatto diretto con cosmetici. Per la pulizia, usare prevalentemente acqua e detergenti neutri.

QUARZO RESINA

Il quarzo resina è un marmo tecnico composto da una miscela di quarzo, con una percentuale massima del 5% di resine acriliche. I piani composti da questo materiale sono omogenei, compatti e particolarmente resistenti agli urti.

Sono inoltre piani impermeabili, resistenti alle abrasioni, all'attacco di vari agenti chimici e agli sbalzi termici. Si tratta di un prodotto molto igienico che ha la caratteristica di essere antistatico (non attira la polvere). Grazie a tutte queste caratteristiche i piani in quarzo resina sono piani di facile manutenzione. Per una corretta pulizia si consiglia di utilizzare un panno umido e un detergente neutro.

QUARZO SILESTONE

Silestone è composto per il 94% da quarzo naturale resistente a graffi, urti e macchie con l'esclusiva formula di protezione batteriostatica a base di ioni d'argento di ultima generazione, capaci di inibire la proliferazione dei batteri a garanzia di un'assoluta igiene. CERTIFICAZIONI: GREENGUARD per la cura dell'ambiente - NSF P+ per superfici con batteriostatico attivo.

VETRO EXTRACHIARO

Il vetro extrachiaro viene sottoposto ad un processo di verniciatura a spruzzo nella gamma dei colori previsti per le varie collezioni. La vernice utilizzata è un monocomponente a base Acqua pigmentabile.

Per la pulizia utilizzare esclusivamente acqua e detergenti neutri. Durante l'utilizzo non superare uno shock termico superiore ai 40 gradi.

VETRO EXTRACHIARO SATINATO

Il vetro extrachiaro viene sottoposto ad un processo di sabbiatura fine per ottenere una superficie opaca e setosa al tatto, il processo poi prevede un trattamento chimico per prevenire l'effetto d'improntabilità superficiale. Come ultima fase è prevista una verniciatura a spruzzo nella gamma dei colori previsti per le varie collezioni. La vernice utilizzata è un monocomponente a base Acqua pigmentabile.

Per la pulizia utilizzare esclusivamente acqua e detergenti neutri. Durante l'utilizzo non superare uno shock termico superiore ai 40 gradi.

MINERALSOLID LUCIDO

Materiale composto dal 75% di cariche minerali naturali in purezza e il 25% di pregiata resina poliesteri. Il film di smalto tecnico che riveste la superficie consente ottime prestazioni di resistenza.

La lucentezza della superficie lo rende elegante, piacevole al tatto e molto simile al materiale ceramico. E' assolutamente impermeabile e adatto per un utilizzo igienico quotidiano è resistente alle sostanze chimiche utilizzate per la pulizia e ha proprietà antibatteriche. Viene fornito solo nella versione Bianco lucido.

MINERALSOLID OPACO

Materiale composto dal 75% di cariche minerali naturali in purezza e il 25% di pregiata resina poliesteri. Il film di smalto tecnico che riveste la superficie consente ottime prestazioni di resistenza.

La setosità della superficie opaca lo rende elegante, piacevole al tatto e molto simile al materiale ceramico mat. E' assolutamente impermeabile e adatto per un utilizzo igienico quotidiano è resistente alle sostanze chimiche utilizzate per la pulizia e ha proprietà antibatteriche. Viene fornito solo nella versione bianco opaco.

MATERIALS

IOTTI is constantly looking for new solutions to continually improve its range of products. This is also reflected in the use of innovative materials besides being respectful to the environment, offer a infinity of aesthetic solutions for your environment bathroom.

TECNORIL®

Tecnoril is an acrylic material. The two basic components are: 70% aluminium trihydrate and 30% high-quality acryl. The manufacturing process guarantees that, in terms of density and shade, the material is perfectly uniform throughout its mass. Being a homogeneous material (it is not coated, laminated, painted or porous - it is aseptic), it boasts excellent heat and chemical resistance. In the event of scratches and stains - which, in any case, will only affect the surface - these can be completely removed using an appropriate detergent or scouring pad, returning the Tecnoril to its original beauty. Available in white matt finish only.

GEACRYL®

Geacryl is a mixture of natural mineral compounds (alumina trihydrate ATH) and high-quality polymer binders. The film coating on the surface delivers excellent resistance to chemical and physical factors over time. Its shiny surface makes it elegant and pleasing to the touch; very similar to ceramic. Guarantees total water resistance and hygiene under normal daily use.

It is resistant to cleaning chemicals and has fire retardant and antibacterial properties. Available in white glossy finish only.

MARMO

The differences in tone compared to the sample and the presence of small holes and veining with varying degrees of prominence are common features of marble and confirm the true nature of the product. They generally tend to absorb liquids through the microscopic porosity of their surface before releasing them through evaporation. This exposes them to the risk of absorbing substances that might permanently stain, such as enamels, cosmetics, perfumes and others substances. Proper ongoing maintenance is essential to retaining the marble's sheen. All use of unsuitable soaps and detergents should be avoided.

MARMO RESINA

Marble resin is a technical marble, i.e. a compound made from grains, marble powder, cement and 5-8% polyester resins, with a prevalence of calcium carbonate. The characteristics of marble resin are similar to those of natural marble; as such, it requires constant care and maintenance. To prevent the marble surface from becoming stained or taking on a dull appearance, avoid using abrasive products designed for cleaning washbasins. Direct contact with cosmetic products should also be avoided. Marble resin should only be cleaned using water and mild detergents.

QUARZO RESINA

Quartz resin is a technical marble and is composed of quartz blended with a maximum of 5% acrylic resin. As well as being waterproof and resistant to the effects of various chemical agents, abrasion and thermal shock, surfaces made from this

material are also homogeneous, compact and highly shock resistant. This is a highly hygienic option in that the product is anti-static and therefore does not attract dust. Boasting all of the above characteristics, quartz resin surfaces are easy to maintain. The recommended way to clean this product is to use a mild detergent, wiping with a damp cloth.

QUARZO SILESTONE

Silestone is made up of 94 % natural quartz resistant to scratches, bumps and stains with the unique formula of protection bacteriostatic at the basis of silver ions of the latest generation, capable of inhibiting the proliferation of bacteria to guarantee an absolute hygiene. CERTIFICATION: GREENGUARD for care of the environment - NSF P + for surfaces with a bacteriostatic active.

EXTRACLEAR GLASS

Extra-clear glass can be spray-painted in any of the 36 colours featured on the Price list and is available in thicknesses of 1cm and 1.5cm. The paint used is a water-based, pigmentable monocomponent. Use only water and mild detergents to clean this product. Protect from bumps, blunt impact and temperatures over 40°C. Never attempt to use solvents or abrasive solutions to clean it.

SATIN FINISH EXTRA-CLEAR GLASS

Satin finish extra-clear glass undergoes special processing to render the glass opaque. Available in 36 colours and in thicknesses of 1cm and 1.5 cm. Use only water and mild detergents to clean this product. Protect from bumps, blunt impact and temperatures over 40°C. Never attempt to use solvents or abrasive solutions to clean it.

MINERALSOLID POLISHED (washbasins)

Material composed of 75% natural minerals in purity and 25% of high-quality polyester resin. The enamel Technical layer that covers the surface gives excellent resistance performance. The sheen of the surface makes it elegant, pleasant to touch and very similar to the ceramic material. It ' absolutely waterproof and suitable for everyday use is hygienic resistant to chemicals used for cleaning and has antibacterial properties. It comes only in version Glossy white.

MINERALSOLID MATT (washbasins)

Material composed of 75% natural minerals in purity and 25% of high-quality polyester resin. The film of enamel Technical that covers the surface gives excellent performance, resistance. The smoothness of the matte surface makes it elegant, pleasant to the touch and very similar to the ceramic material mat. Absolutely waterproof and suitable for hygienic use, is resistant to chemicals used for cleaning and antibacterial properties. It comes only in white matt version.



Finitura: Patinato bianco - Top: Spaccato Phuket
Finishing: Coated White - Top: Spaccato Phuket



VINTAGE



Finitura: Patinato bianco - Top: Quarzo Nero
Finishing: Coated white - Top: Quartz Black







Finitura: Laccato luta Opaco - Top: Spaccato Vulcano
Finishing: Lacquered Matt luta - Top: Spaccato Vulcano





Finitura: Patinato nero - Top: Beige Arena Spazzolato
Finishing: Coated Black - Top: Beige Arena Spazzolato



Finitura: Laccato Perla Lucido - Top: Quarzo Nero
Finishing: Lacquered Glossy Perla - Top: Quartz Black








Finitura: Patinato bianco - Top: Spaccato Vulcano
Finishing: Coated white - Top: Spaccato Vulcano























Finitura: Patinato nero - Top: Spaccato Phuket
Finishing: Coated black - Top: Spaccato Phuket

FINITURE ANTA / DOOR FINISHING

ANTA DOOR		
		
ANTA patinato bianco DOOR white coated	ANTA patinato nero DOOR black coated	ANTA colori laccati opachi e lucidi (18 colori) DOOR matt and glossy colors (18 colors)

COLORI LACCATI OPACHI E LUCIDI / GLOSSY AND MATT COLORS

<p>BIANCO</p>  <p>opaco / matt 13 lucido / glossy 15</p>	<p>NERO</p>  <p>opaco / matt 19 lucido / glossy PC</p>	<p>ARAGOSTA</p>  <p>opaco / matt F1 lucido / glossy G1</p>	<p>RUBINO</p>  <p>opaco / matt F2 lucido / glossy G2</p>
<p>GIACINTO</p>  <p>opaco / matt F3 lucido / glossy G3</p>	<p>LAVANDA</p>  <p>opaco / matt F4 lucido / glossy G4</p>	<p>SENAPE</p>  <p>opaco / matt F5 lucido / glossy G5</p>	<p>LIME</p>  <p>opaco / matt F6 lucido / glossy G6</p>
<p>TURCHINO</p>  <p>opaco / matt F7 lucido / glossy G7</p>	<p>ARTICO</p>  <p>opaco / matt F8 lucido / glossy G8</p>	<p>FUCILE</p>  <p>opaco / matt F9 lucido / glossy G9</p>	<p>CORTECCIA</p>  <p>opaco / matt FA lucido / glossy GA</p>
<p>TERRA</p>  <p>opaco / matt FB lucido / glossy GB</p>	<p>IUTA</p>  <p>opaco / matt FC lucido / glossy GC</p>	<p>PERLA</p>  <p>opaco / matt FD lucido / glossy GD</p>	<p>PLATINO</p>  <p>opaco / matt FE lucido / glossy GE</p>
<p>TITANIO</p>  <p>opaco / matt FF lucido / glossy GF</p>	<p>UMBRA</p>  <p>opaco / matt 5V lucido / glossy 6V</p>	<p>Maggiorazione RAL: colori laccati opachi e lucidi gamma RAL a richiesta aumento 15%. RAL MARK-UP: RAL matt and shiny lacquered colors, available on request with 15% additional charge.</p>	

G



G Finitura CROMO e BRUNITO
G CHROME finish and BURNISHED BRASS

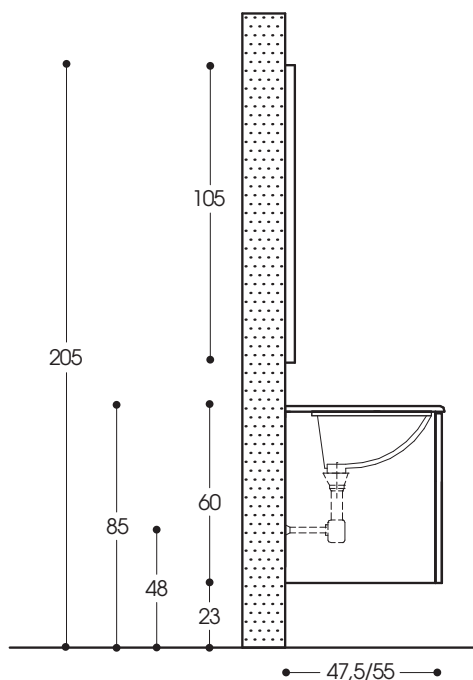
FINITURA ZOCCOLO / SKIRTING FINISHING



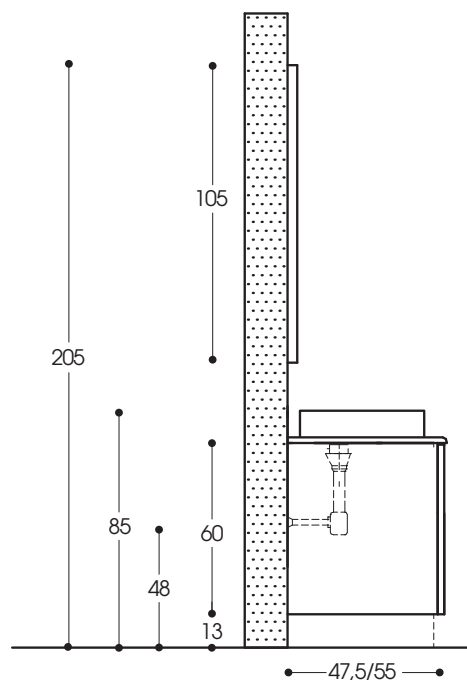
Legno patinato bianco o nero / Legno laccato opaco e lucido (18 colori) H. 13 cm
White or black coated wood / Matt and glossy lacquered wood (18 colors) H. 13 cm

DISEGNO TECNICO / TECHNICAL SCHEME

CON LAVABI INC. SOTTOPIANO, INC. SOPRAPIANO E PIANI CON VASCA INTEGRATA
WITH RECESSED UNDER TABLE WASHBASINS, AND INC. TABLETOP AND SURFACES
WITH INTEGRATED WASHBASIN

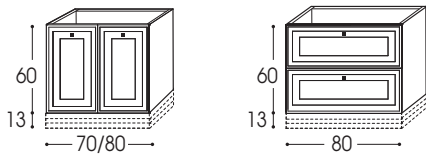


CON LAVABI DA APPOGGIO
WITH TABLETOP WASHBASIN

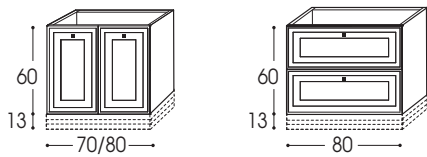


MODULARITA' / MODULARITY

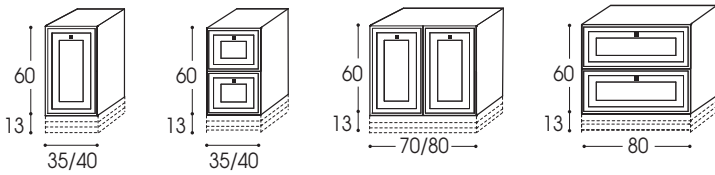
BASI PORTALAVABO P. 47,5
BASE UNITS FOR TABLETOP WASHBASIN D. 47,5



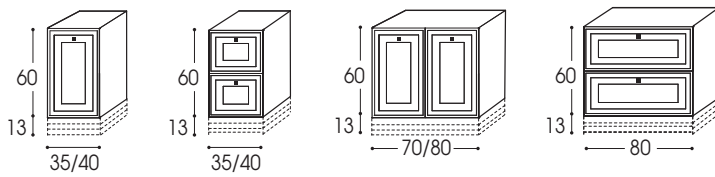
BASI PORTALAVABO P. 55
BASE UNITS FOR TABLETOP WASHBASIN D. 55



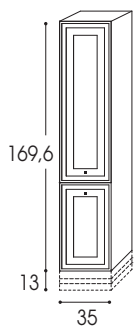
BASI P. 47,5
BASES D. 47,5



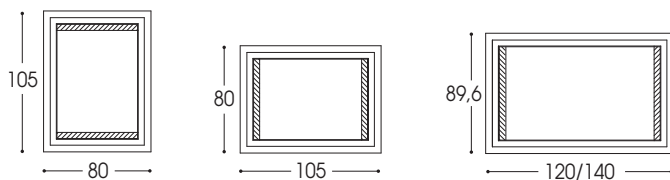
BASI P. 55
BASES D. 55



COLONNE P. 40
COLUMNS D. 40



SPECCHI CON CORNICE
FRAMED MIRRORS





Finitura: Patinato bianco - Top: Aida White
Finishing: White coated - Top: Aida White

LIBERTY

LIBERTY





Finitura: Patinato Beige - Top: Verde Guatemala
Finishing: Coated Beige - Top: Verde Guatemala





Finitura: Patinato Bianco - Top: Bianco Aosta
Finishing: Coated White - Top: Bianco Aosta






Finitura: Patinato Beige - Top: Botticino
Finishing: Coated Beige - Top: Botticino



FINITURE ANTA / DOOR FINISHING

ANTA DOOR	
	
ANTA patinato bianco DOOR coated white	ANTA patinato beige DOOR coated beige

MANIGLIE / HANDLES

M



M finitura CROMO e ORO
M CHROME finish and GOLD

FINITURA ZOCCOLO / SKIRTING FINISHING



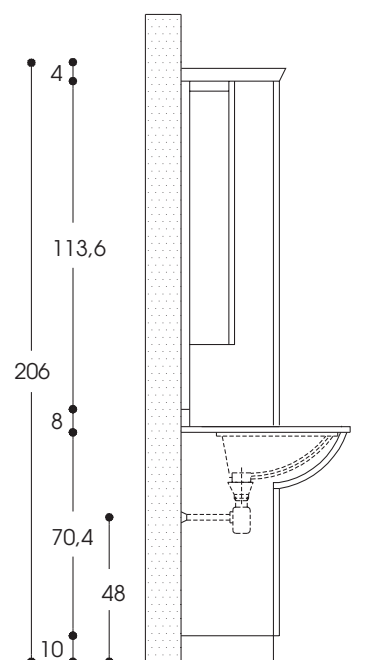
Legno patinato bianco / patinato beige H. 10 cm
Coated white wood / coated beige wood H. 10 cm

CORNICE SUPERIORE / TOP FRAME

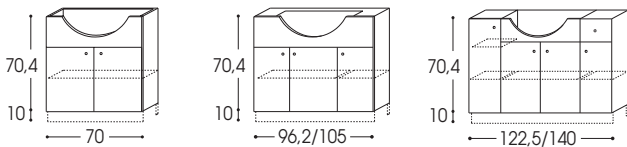


Legno patinato bianco / patinato beige H. 4 cm
Coated white wood / coated beige wood H. 4 cm

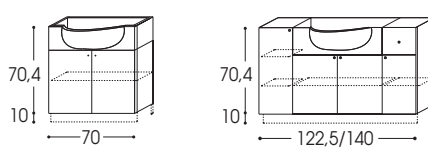
DISEGNO TECNICO / TECHNICAL SCHEME



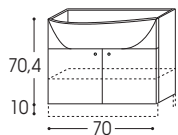
BASI PORTALAVABO SEMINCASSO P. 34
SEMI-RECESSED WASHBASIN UNITS P. 34



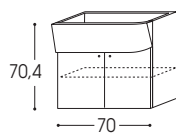
BASI PORTALAVABO INCASSO TOTALE P. 34/57
RECESSED WASHBASIN UNITS P. 34/57



BASE PORTALAVABO
INCASSO TOTALE P. 34/48,5
RECESSED WASHBASIN
UNITS P. 34/48,5

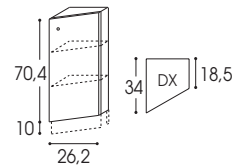


BASE PORTALAVABO
INCASSO TOTALE P. 34/60
RECESSED WASHBASIN
UNITS P. 34/60

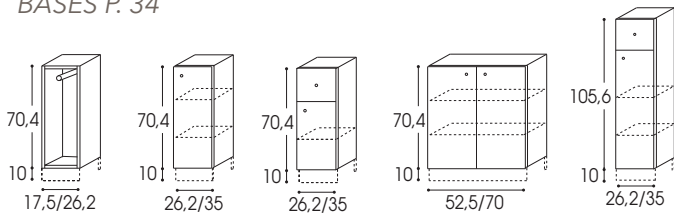


da affiancare alla
base p.lavatrice P. 60
to put beside the
washing-machine
unit D. 60

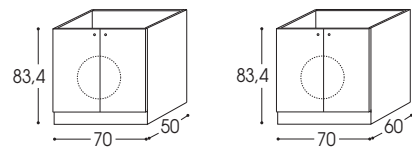
BASI TERMINALI
TERMINAL UNITS



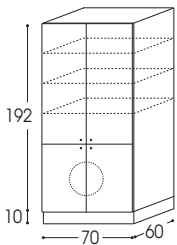
BASI P. 34
BASES P. 34



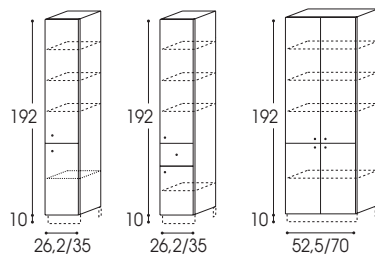
BASI PORTALAVATRICE
WASHING MACHINE UNITS



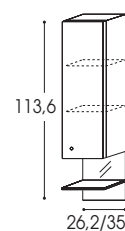
COLONNA PORTALAVATRICE
WASHING MACHINE COLUMN



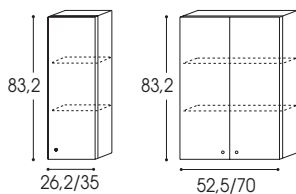
COLONNE P. 34
COLUMNS P. 34



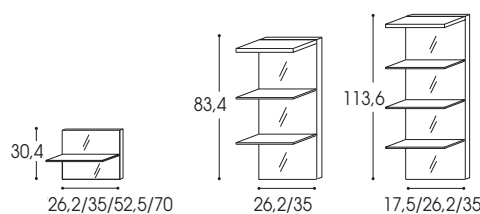
PENSILI CON VANETTO P. 18,5
WALL UNITS WITH COMPARTMENTS P. 18,5



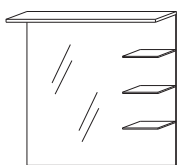
PENSILI P. 18,5
WALL UNITS P. 18,5



VANETTI A SPECCHIO
MIRROR COMPARTMENTS

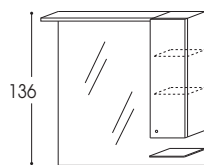


SPECCHI CON MENSOLE P.18,5
MIRRORS WITH SHELVES D. 18,5



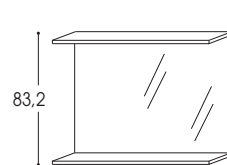
87.5/96.2/105/113.7/122.5/131.2/140

SPECCHI CON PENSILE P.18,5
MIRRORS WITH HANGING UNIT D.18,5

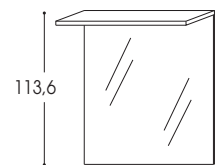


122.5/140

SPECCHI P.18,5
MIRROR P.18,5



70/87.5/96.2/105/113.7/122.5/131.2/140/148.7/157.5/166.2



70/87.5/96.2/105/113.7/122.5/131.2/140/148.7/157.5/166.2



Finitura: Laccato Rubino Lucido - Piano integrato in Tecnoril®
Finishing: Laquered Glossy Rubino - Tecnoril® fitted in top

K&K

K&K





Finitura: Laccato luta Lucido - Top: Vetro extrachiaro luta
Finishing: Laquered Glossy luta - Top: Extraclear glass luta





Finitura: Laccato Perla Opaco - Top: Aida White
Finishing: Laquered Matt Perla - Top: Aida White





Finitura: Laccato Bianco Opaco - Top vetro extrachiaro Nero
Finishing: Laquered Matt White - Top: Extraclear glass Black



K&K KC4












Finitura: Laccato Bianco Lucido - Top: Bianco Aosta
Finishing: Laquered Glossy White - Top: Bianco Aosta



FINITURE ANTA / DOOR FINISHING

Anta piena <i>Full door finishing</i>	Ante di complemento <i>Complementary doors</i>	
		
<p>ANTA PIENA colori laccati opachi e lucidi (18 colori) <i>FULL DOOR</i> matt and glossy colors (18 colors)</p>	<p>ANTA TELAIO + VETRO colori laccati opachi e lucidi (18 colori) + vetro opaco <i>FRAMED DOOR + GLASS</i> matt and glossy colors (18 colors) + matt glass</p>	<p>ANTA PROFILO ALLUMINIO + VETRO profilo alluminio + vetro opaco <i>ALUMINIUM PROFILE DOOR + GLASS</i> aluminium profile + matt glass</p>

COLORI LACCATI OPACHI E LUCIDI / GLOSSY AND MATT COLORS

<p>BIANCO</p> 	<p>NERO</p> 	<p>ARAGOSTA</p> 	<p>RUBINO</p> 
<p>opaco / matt 13 lucido / glossy 15</p>	<p>opaco / matt 19 lucido / glossy PC</p>	<p>opaco / matt F1 lucido / glossy G1</p>	<p>opaco / matt F2 lucido / glossy G2</p>
<p>GIACINTO</p> 	<p>LAVANDA</p> 	<p>SENAPE</p> 	<p>LIME</p> 
<p>opaco / matt F3 lucido / glossy G3</p>	<p>opaco / matt F4 lucido / glossy G4</p>	<p>opaco / matt F5 lucido / glossy G5</p>	<p>opaco / matt F6 lucido / glossy G6</p>
<p>TURCHINO</p> 	<p>ARTICO</p> 	<p>FUCILE</p> 	<p>CORTECCIA</p> 
<p>opaco / matt F7 lucido / glossy G7</p>	<p>opaco / matt F8 lucido / glossy G8</p>	<p>opaco / matt F9 lucido / glossy G9</p>	<p>opaco / matt FA lucido / glossy GA</p>
<p>TERRA</p> 	<p>IUTA</p> 	<p>PERLA</p> 	<p>PLATINO</p> 
<p>opaco / matt FB lucido / glossy GB</p>	<p>opaco / matt FC lucido / glossy GC</p>	<p>opaco / matt FD lucido / glossy GD</p>	<p>opaco / matt FE lucido / glossy GE</p>
<p>TITANIO</p> 	<p>UMBRA</p> 	<p>Maggiorazione RAL: colori laccati opachi e lucidi gamma RAL a richiesta aumento 15%. RAL MARK-UP: RAL matt and shiny lacquered colors, available on request with 15% additional charge.</p>	
<p>opaco / matt FF lucido / glossy GF</p>	<p>opaco / matt 5V lucido / glossy 6V</p>		

MANIGLIE / HANDLES

K



F3



N




K Larghezza 12 cm, finitura ALLUMINIO
K Width 12 cm, ALUMINIUM finish

F3 Larghezza 14 cm, finitura CROMO
F3 Width 14 cm, CHROME finish

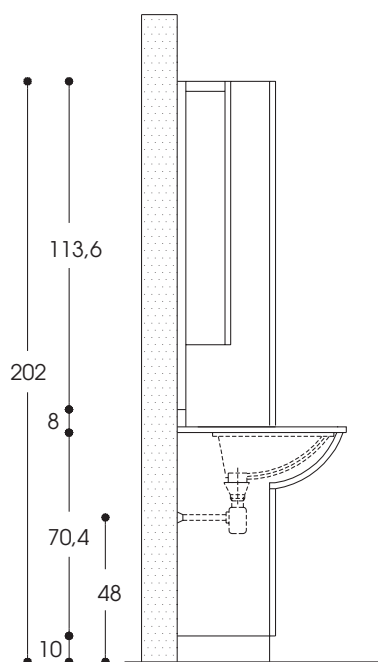
N finitura CROMO e ORO
N CHROME finish and GOLD

FINITURA ZOCCOLO / SKIRTING FINISHING



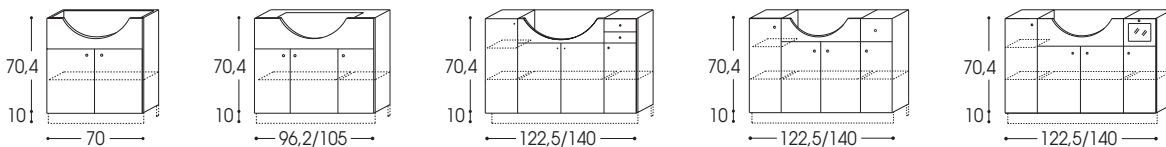
Alluminio naturale / Alluminio laccato opaco e lucido (18 colori) H. 10 cm
Aluminium / Matt and glossy lacquered Aluminium (18 colors) H. 10 cm

DISEGNO TECNICO / TECHNICAL SCHEME

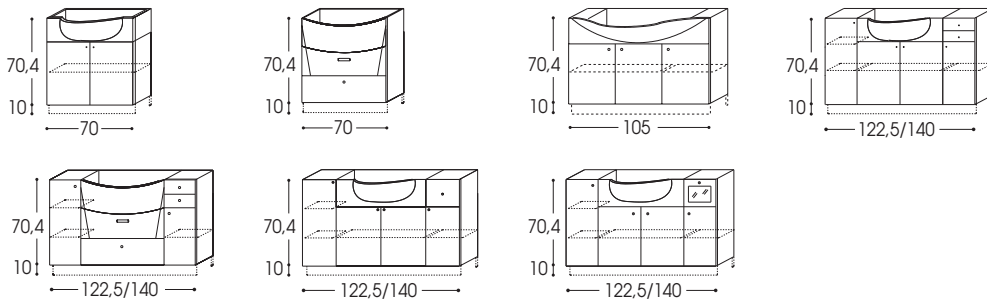


MODULARITÀ / MODULARITY

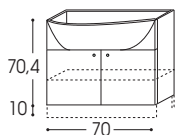
BASI PORTALAVABO SEMINCASSO P. 34 / SEMI-RECESSED WASHBASIN UNITS P. 34



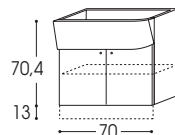
BASI PORTALAVABO INCASSO TOTALE P. 34/57 / RECESSED WASHBASIN UNITS P. 34/57



BASE PORTALAVABO INCASSO TOTALE P. 34/48,5 / RECESSED WASHBASIN UNITS P. 34/48,5



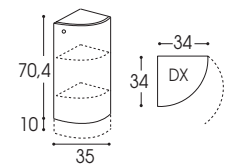
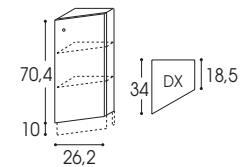
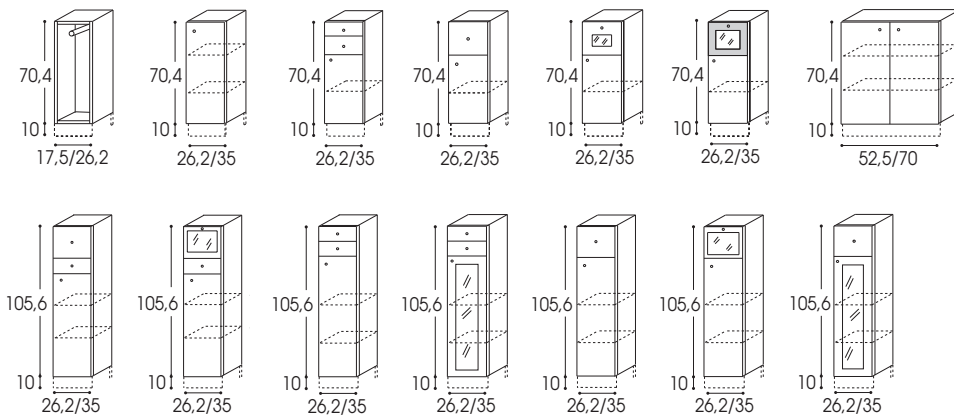
BASE PORTALAVABO INCASSO TOTALE P. 34/60 / RECESSED WASHBASIN UNITS P. 34/60



da affiancare alla base p.lavatrice P. 60
to put beside the washing-machine unit D. 60

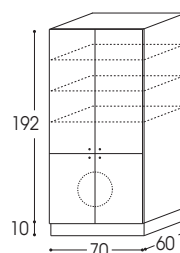
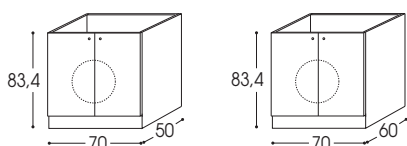
BASI P. 34 / BASES P. 34

BASI TERMINALI / TERMINAL UNITS

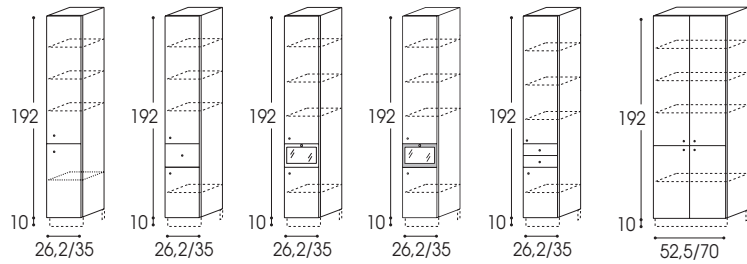


BASI PORTALAVATRICE / WASHING MACHINE UNITS

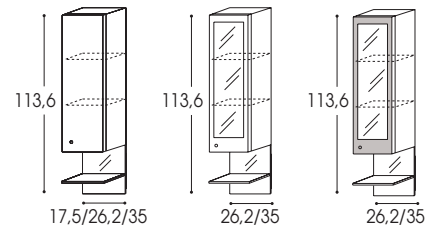
COLONNA PORTALAVATRICE / WASHING MACHINE COLUMN



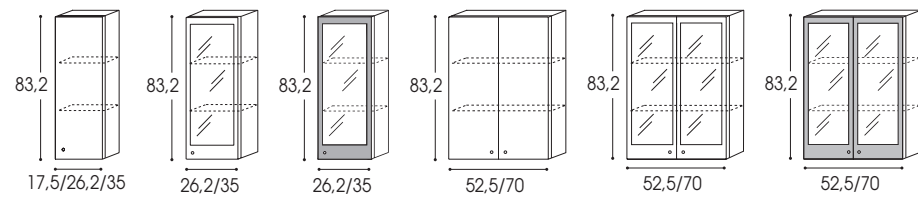
COLONNE P. 34 / COLUMNS P. 34



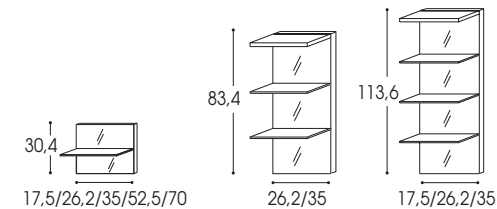
PENSILI CON VANETTO P. 18,5 / WALL UNITS WITH COMPARTMENTS P. 18,5



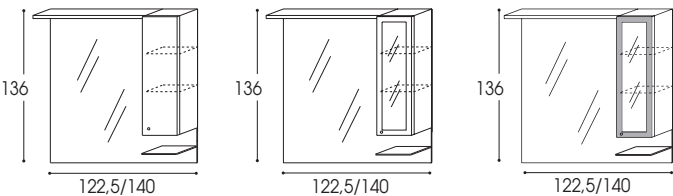
PENSILI P. 18,5 / WALL UNITS D. 18,5



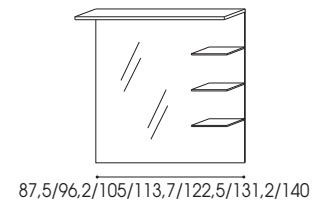
VANETTI A SPECCHIO / MIRROR COMPARTMENTS



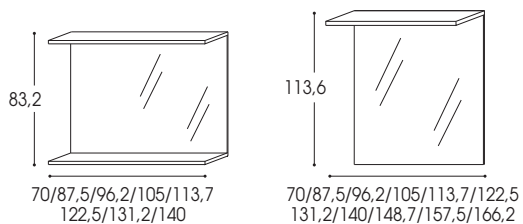
SPECCHI CON PENSILE P.18,5
MIRRORS WITH HANGING UNIT D.18,5



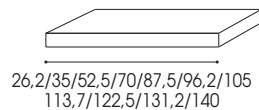
SPECCHI CON MENSOLE P.18,5
MIRRORS WITH SHELVES D.18,5



SPECCHI P.18,5 / MIRROR D. 18,5



MENSOLE P.18,5 / SHELVES D.18,5





Finitura: Bianco Lucido - Top: Calacatta
Finishing: Glossy White - Top: Calacatta

TEXTURE



TEXTURE





TEXTURE T02

Finitura: Bianco Lucido/Spatolato Grigio - Top: Aida White
Finishing: Glossy White/Brushed Grey - Top: Aida White



Finitura: Bianco Lucido - Top: Bianco Aosta
Finishing: Glossy White - Top: Bianco Aosta



TEXTURE T03



Finitura: Bianco lucido/Spatolato Rosa - Top: Rosso Asiago
Finishing: Glossy White/Brushed Pink - Top: Rosso Asiago







TEXTURE T05

Finitura: Bianco Lucido/Spatolato Rosa - Top: Polare
Finishing: Glossy White/Brushed Pink - Top: Polare





TEXTURE T06

Finitura: Bianco Lucido/Spatolato Grigio - Top: Quarzo Ice
Finishing: Glossy White/Brushed Grey - Top: Quartz Ice

FINITURE ANTA / DOOR FINISHING

ANTA DOOR		
		
ANTA bianco lucido DOOR glossy white	ANTA bianco lucido / spatolato rosa DOOR glossy white / brushed pink	ANTA bianco lucido / spatolato grigio DOOR glossy white / brushed grey

MANIGLIE / HANDLES

N



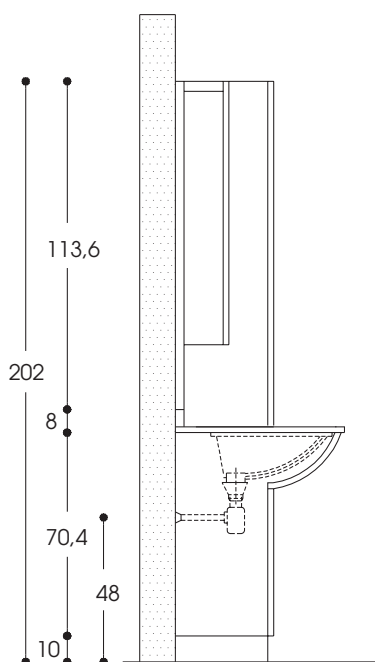
N finitura CROMO e ORO
N CHROME finish and GOLD

FINITURA ZOCCOLO / SKIRTING FINISHING

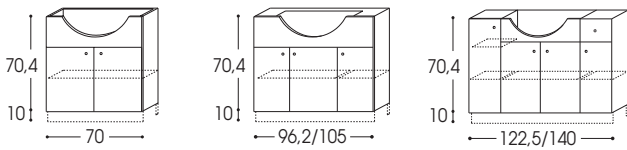


PVC laccato bianco lucido H. 10 cm
PVC lacquered glossy white H. 10 cm

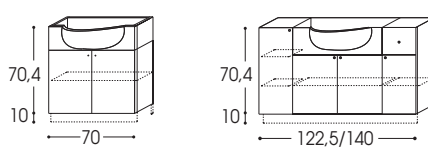
DISEGNO TECNICO / TECHNICAL SCHEME



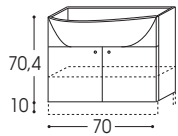
BASI PORTALAVABO SEMINCASSO P. 34
SEMI-RECESSED WASHBASIN UNITS P. 34



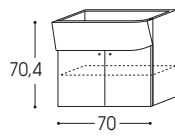
BASI PORTALAVABO INCASSO TOTALE P. 34/57
RECESSED WASHBASIN UNITS P. 34/57



BASE PORTALAVABO
INCASSO TOTALE P. 34/48,5
RECESSED WASHBASIN
UNITS P. 34/48,5

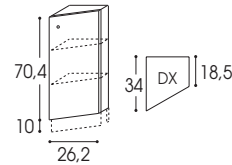


BASE PORTALAVABO
INCASSO TOTALE P. 34/60
RECESSED WASHBASIN
UNITS P. 34/60

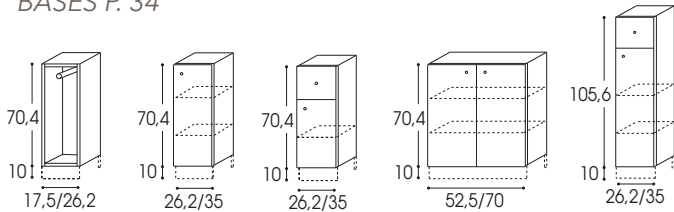


da affiancare alla
base p.lavatrice P. 60
to put beside the
washing-machine
unit D. 60

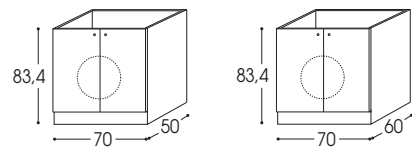
BASI TERMINALI
TERMINAL UNITS



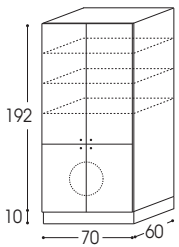
BASI P. 34
BASES P. 34



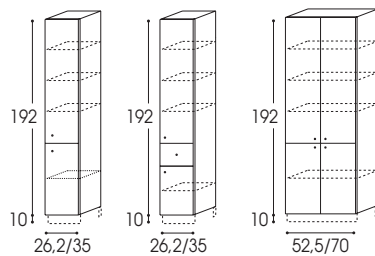
BASI PORTALAVATRICE
WASHING MACHINE UNITS



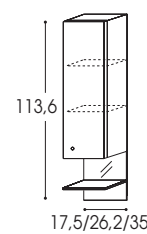
COLONNA PORTALAVATRICE
WASHING MACHINE COLUMN



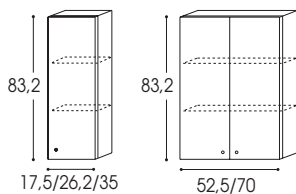
COLONNE P. 34
COLUMNS D. 34



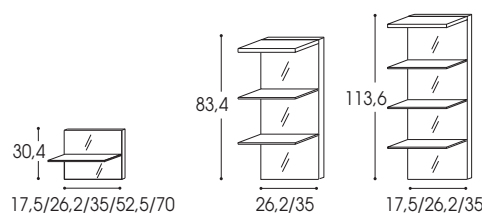
PENSILI CON VANETTO P. 18,5
WALL UNITS WITH COMPARTMENTS P. 18,5



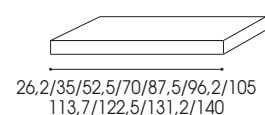
PENSILI P. 18,5
WALL UNITS D. 18,5



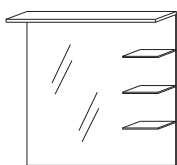
VANETTI A SPECCHIO P.
MIRROR COMPARTMENTS



MENSOLE P.18,5
SHELVES D.18,5

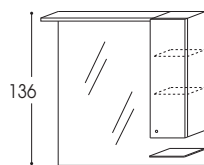


SPECCHI CON MENSOLE P.18,5
MIRRORS WITH SHELVES D.18,5



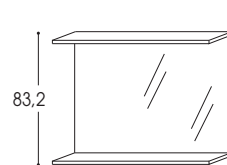
87.5/96.2/105/113.7/122.5/131.2/140

SPECCHI CON PENSILE P.18,5
MIRRORS WITH HANGING UNIT D.18,5

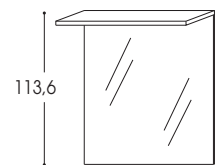


122.5/140

SPECCHI P.18,5
MIRROR P.18,5



70/87.5/96.2/105/113.7/122.5/131.2/140



70/87.5/96.2/105/113.7/122.5/131.2/140/148.7/157.5/166.2



Finitura: Laccato Giacinto opaco - Top: Vetro extrachiaro Giacinto
Finishing: Lacquered Matt Giacinto - Top: Extraclear glass Giacinto

ASIA



ASIA



Finitura: Laccato Bianco opaco - Top: Aida White
Finishing: Lacquered Matt White - Top: Aida White





FreeWallpapers.net



Finitura: Laccato Corteccia lucido - Top: Calacatta
Finishing: Lacquered Glossy Corteccia - Top: Calacatta



ASIA AS3














Finitura: Laccato Bianco lucido - Top: Quarzo Blue
Finishing: Lacquered Glossy White - Top: Quartz Blue



FINITURE ANTA / DOOR FINISHING

<p>ANTA DOOR</p> 
<p>ANTA colori laccati opachi e lucidi (18 colori) DOOR matt and glossy colors (18 colors)</p>

COLORI LACCATI OPACHI E LUCIDI / GLOSSY AND MATT COLORS

<p>BIANCO</p>  <p>opaco / matt 13 lucido / glossy 15</p>	<p>NERO</p>  <p>opaco / matt 19 lucido / glossy PC</p>	<p>ARAGOSTA</p>  <p>opaco / matt F1 lucido / glossy G1</p>	<p>RUBINO</p>  <p>opaco / matt F2 lucido / glossy G2</p>
<p>GIACINTO</p>  <p>opaco / matt F3 lucido / glossy G3</p>	<p>LAVANDA</p>  <p>opaco / matt F4 lucido / glossy G4</p>	<p>SENAPE</p>  <p>opaco / matt F5 lucido / glossy G5</p>	<p>LIME</p>  <p>opaco / matt F6 lucido / glossy G6</p>
<p>TURCHINO</p>  <p>opaco / matt F7 lucido / glossy G7</p>	<p>ARTICO</p>  <p>opaco / matt F8 lucido / glossy G8</p>	<p>FUCILE</p>  <p>opaco / matt F9 lucido / glossy G9</p>	<p>CORTECCIA</p>  <p>opaco / matt FA lucido / glossy GA</p>
<p>TERRA</p>  <p>opaco / matt FB lucido / glossy GB</p>	<p>IUTA</p>  <p>opaco / matt FC lucido / glossy GC</p>	<p>PERLA</p>  <p>opaco / matt FD lucido / glossy GD</p>	<p>PLATINO</p>  <p>opaco / matt FE lucido / glossy GE</p>
<p>TITANIO</p>  <p>opaco / matt FF lucido / glossy GF</p>	<p>UMBRA</p>  <p>opaco / matt 5V lucido / glossy 6V</p>	<p>Maggiorazione RAL: colori laccati opachi e lucidi gamma RAL a richiesta aumento 15%. RAL MARK-UP: RAL matt and shiny lacquered colors, available on request with 15% additional charge.</p>	

MANIGLIE / HANDLES

N



S



N finitura CROMO e ORO
N CHROME finish and GOLD

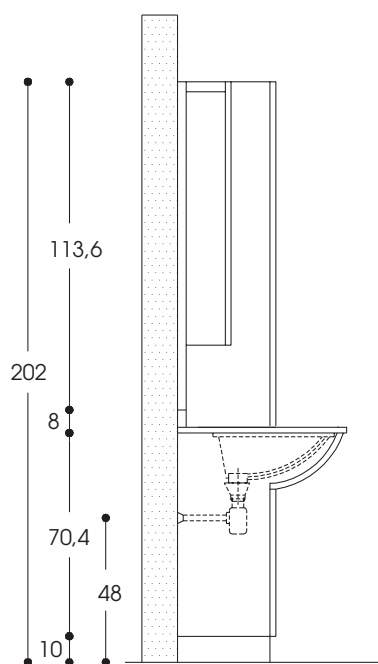
S Larghezza 10 cm, finitura CROMO
S Width 10 cm, CHROME finish

FINITURA ZOCCOLO / SKIRTING FINISHING

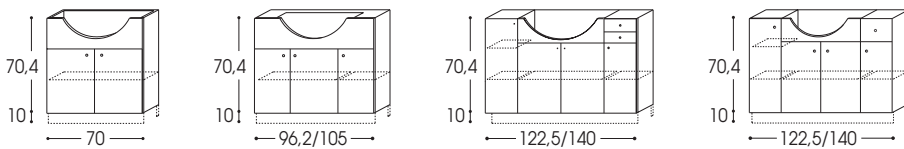


PVC laccato colori opachi e lucidi
PVC lacquered matt and glossy colors

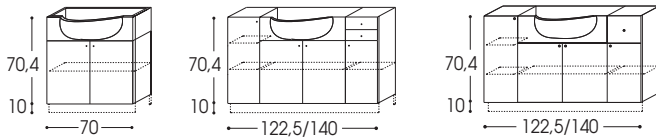
DISEGNO TECNICO / TECHNICAL SCHEME



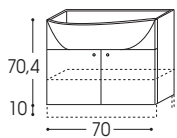
BASI PORTALAVABO SEMINCASSO P. 34 / SEMI-RECESSED WASHBASIN UNITS P. 34



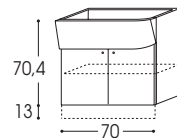
BASI PORTALAVABO INCASSO TOTALE P. 34/57 / RECESSED WASHBASIN UNITS P. 34/57



BASE PORTALAVABO INCASSO TOTALE P. 34/48,5
RECESSED WASHBASIN UNITS P. 34/48,5

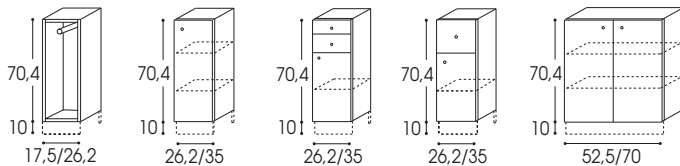


BASE PORTALAVABO INCASSO TOTALE P. 34/60
RECESSED WASHBASIN UNITS P. 34/60

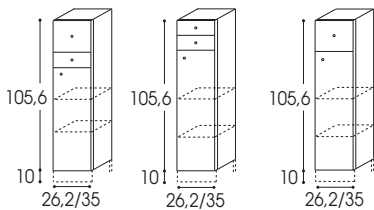
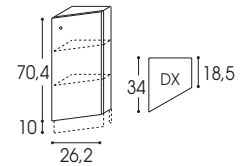


da affiancare alla
base p.lavatrice P. 60
to put beside the
washing-machine unit D. 60

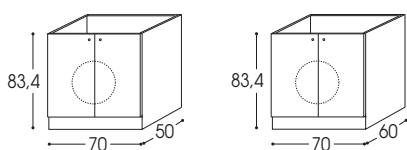
BASI P. 34
BASES P. 34



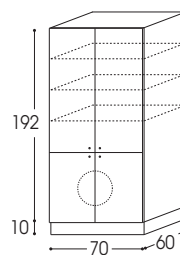
BASI TERMINALI
TERMINAL UNITS



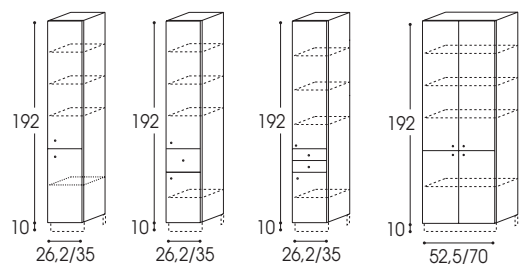
BASI PORTALAVATRICE
WASHING MACHINE UNITS



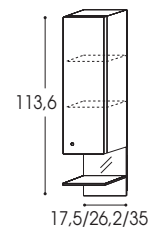
COLONNA PORTALAVATRICE
WASHING MACHINE COLUMN



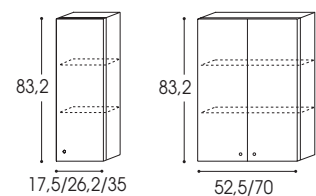
COLONNE P. 34 / COLUMNS P. 34



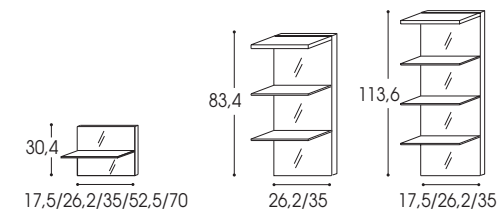
PENSILI CON VANETTO P. 18,5 / WALL UNITS WITH COMPARTMENTS P. 18,5



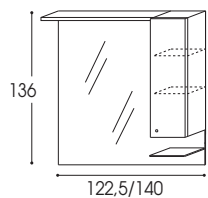
PENSILI P. 18,5 / WALL UNITS P. 18,5



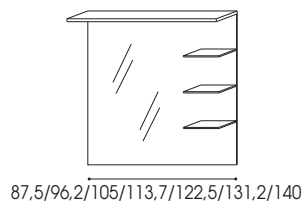
VANETTI A SPECCHIO / MIRROR COMPARTMENTS



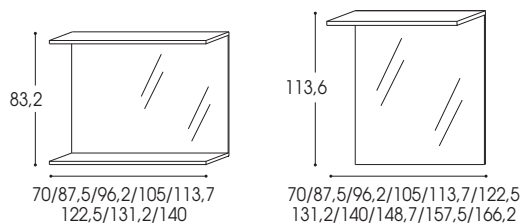
SPECCHI CON PENSILE P.18,5
MIRRORS WITH HANGING UNIT D.18,5



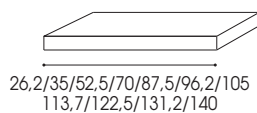
SPECCHI CON MENSOLE P.18,5
MIRRORS WITH SHELVES D.18,5



SPECCHI P.18,5 / MIRROR D.18,5



MENSOLE P.18,5 / SHELVES D.18,5





IOTTI s.r.l.
Via della Stazione 2
46034 Borgo Virgilio (MN) Loc. Romanore - ITALY
T. 0376 642311 - F. 0376 641508
iotti@iotti.com - www.iotti.com